


How to pay at AXS kiosk using Maybank Family & Friends Card

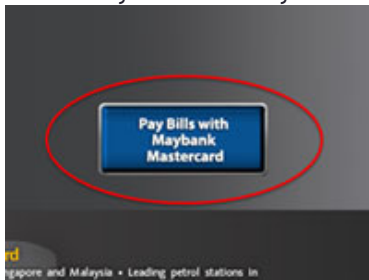
Step 1:

Select the "Finance" option on the main page of the AXS kiosks.



Step 2:

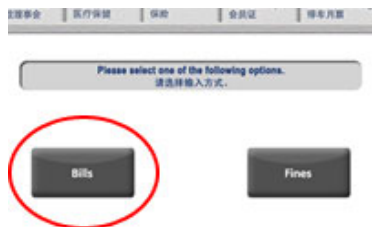
Select "Pay Bills with Maybank Mastercard"



Step 3:

Select "Bills"

Note: Credit Card cannot be used to pay for other credit card or loan bills



Step 4:

Select "Full Payment" option for the payment



Step 5:

Kindly insert your Maybank Family & Friends Card at the Card Reader and enter your 3-digit CVV found at the back of your card to complete the payment.

Note: Ensure card is inserted into the Credit Card reader and not the Pin-Based NETS reader.

