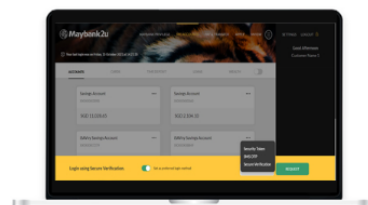




# How to use Secure2u on M2U SG app to authenticate login and approve transactions on Maybank2u Online Banking

How to authenticate login to Maybank2u Online Banking using username and password

After entering your Online Banking username and password, you will be prompted to request for Secure Verification in order to proceed with other functions such as Pay & Transfer.



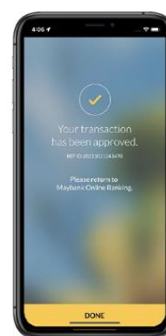
Method 1: Tap on the Push Notification received



Tap on the push notification sent to your mobile phone.



Tap APPROVE to approve the login.



Login is successfully approved. You may return to Maybank2u Online banking.

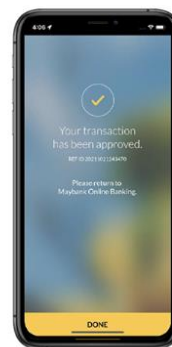
Method 2: Launch Maybank2u SG app



Launch Maybank2u SG app and tap on SECURE2U from the bottom option.



Tap APPROVE to approve the login.



Login is successfully approved. You may return to Maybank2u Online banking.



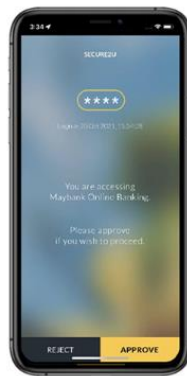
After entering your Online Banking username and password, you will be prompted to request for Secure Verification in order to proceed with other functions such as Pay & Transfer.



Method 1: Tap on the Push Notification received



Tap on the push notification sent to your mobile phone.



Tap APPROVE to approve the login.

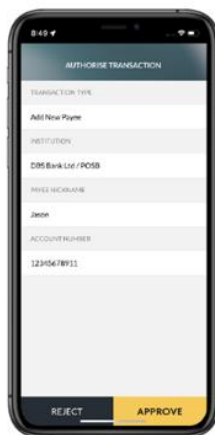


Login is successfully approved. You may return to Maybank2u

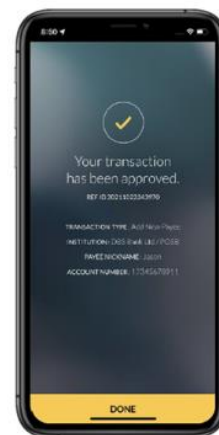
Method 2: Launch Maybank2u SG app



Launch Maybank2u SG app and tap on SECURE2U from the bottom option.



Tap APPROVE to approve transaction.



Transaction is successfully approved. You may return to Maybank2u Online banking.

For high risk transactions such as adding payee, increasing transaction limit, you will be required to enter your Internet Banking password to proceed with Secure2u authentication.



Method 1: Tap on the Push Notification received



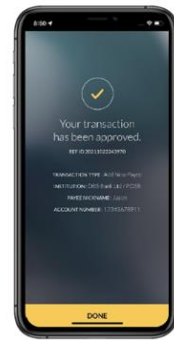
Tap on the push notification sent to your mobile phone.



Tap APPROVE to approve transaction.



User will be required to enter Internet Banking password to approve transaction.



Transaction is successfully approved. You may return to Maybank2u Online banking.

Method 2: Launch Maybank2u SG app



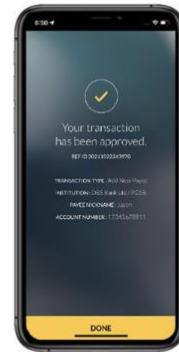
Launch Maybank2u SG app and tap on SECURE2U from the bottom option.



Tap APPROVE to approve transaction.



User will be required to enter Internet Banking password to approve transaction.



Transaction is successfully approved. You may return to Maybank2u Online banking.