

Maybank Investment Strategy

Second Quarter 2023

Summary

- Risk assets endured a choppy March after the collapse of Silicon Valley Bank and the turmoil at Credit Suisse triggered fears of a financial crisis. Notably, bond market volatility spiked to an all-time high with escalating concerns on the banking sector.
- Despite the heightened market volatility, global equities managed to climb with MSCI All-Country (AC) World Index returning 3.2% in March. Notably, investors were pricing in less aggressive monetary tightening, which lent support to the market. Technology and growth stocks also outperformed.
- Meanwhile, global bonds witnessed positive returns amid the reduced rate hike expectations. In particular, the U.S. Treasuries (UST) benefitted from a flight-to-safety with the 10-year yield dipping below 3.5%. In addition, gold prices rallied 7.8% and broke above USD 2,000/ounce briefly.

Macro Outlook and Investment Strategy

- We remain wary of the downside risks related to the banking sector stress with the tighter credit conditions expected to weigh on overall growth. Still, policymakers stand ready to respond swiftly to limit contagion risk. Central banks may also exercise flexibility in their monetary policies though they are unlikely to pivot and ease aggressively given the sticky inflation outlook.
- In view of the above, our base case for a mild recession in the U.S. and Europe remains although the risk of a severe downturn could keep markets volatile. As such, it remains critical for investors to stay prudent and nimble.
- Asset allocation wise, we maintain a defensive stance by overweighting cash and fixed income over equities. We continue to favour UST as an effective hedge against recession while seeking quality carry through high grade credits. We would however be more selective towards Additional Tier-1 (AT1) bonds given the banking doldrums.
- Meanwhile, we retain our cautious stance on overall equities but are positively biased towards China given the **market's** attractive risk reward. Further evidence of earnings recovery and potentially corporate restructuring should propel China stocks higher. In contrast, we see further downside for U.S. corporate earnings that may become more apparent in the upcoming reporting season.

Tactical Asset Allocation

Asset Class *		Sector *	
Equity	-	U.S.	-
		Europe	-
		Japan	=
		Asia ex-Japan	=
Bonds	+	Sovereigns	+
		Developed Markets (DM) Investment Grade (IG)	+
		Developed Markets (DM) High Yield (HY)	-
		Emerging Markets (EM) Bonds	-
Alternatives	=	Hedge Funds	=
		Gold	=
Cash	+		

Source: Maybank Wealth Management Research

* Overweight : +, Neutral : =, Underweight : -

Asset Class	Changes to date (in USD currency)		
	1M	3M	12M
Equity			
MSCI USA	3.6%	7.7%	-8.5%
MSCI Europe	2.5%	10.7%	2.0%
MSCI Japan	4.1%	6.4%	-4.8%
MSCI Asia ex-Japan	3.5%	4.4%	-8.5%
China	4.5%	4.7%	-4.6%
Hong Kong	1.2%	-2.4%	-5.3%
Taiwan	3.1%	14.8%	-12.9%
South Korea	4.9%	9.7%	-13.9%
India	1.2%	-6.3%	-11.7%
Singapore	5.0%	7.1%	-3.0%
Malaysia	1.0%	-3.6%	-10.9%
Indonesia	4.0%	6.5%	1.0%
Thailand	4.4%	-1.6%	-0.7%
Philippines	2.7%	2.7%	-13.3%
Bonds			
U.S. Treasuries	2.9%	3.0%	-4.5%
Barclays Global IG	2.8%	3.3%	-7.1%
Barclays Global HY	0.9%	3.1%	-4.5%
Barclays EM Bonds	1.2%	2.1%	-4.6%
Alternatives			
Hedge Funds	-1.2%	0.0%	-3.1%
Gold	7.8%	8.0%	1.6%
WTI Crude	-1.8%	-5.7%	-24.5%
Dollar Index (DXY)	-2.3%	-1.0%	4.3%

Source : Bloomberg | 31 March 2023



Maybank Investment Strategy

Second Quarter 2023 - Bonds

Summary

- Credit default spreads jumped across the board in 1Q due to concerns over the U.S. banking system and the chaos in bank subordinated bond market. The rates market was also volatile, with 10-year UST retreating from a quarter-high of 4.09% to 3.47% (Figure 3) as at end-March amid bets that the Fed will cut rates in 2H due to growing recession risks.
- In the U.S., while core and headline Consumer Price index (CPI) are showing signs of easing, the overall inflation remains elevated and that is posing a challenge for the Federal Reserve's (Fed) objectives – price and financial stability. Consequently, the Fed had little option but to deliver a 25 basis points (bps) rate hike at the March policy meeting.
- In the latest March Fed's "dot plot", the projected median Fed funds rate was left unchanged for end-2023 (Figure 4) at 5.1%, and this implies an additional of 25 bps of rate hike for this year. For end-2024, Fed's projection was revised upwards from 4.1% to 4.3%, implying a lower rate cut of 75 bps instead.

Figure 3: 10-year UST yield fell in 1Q as recession fear mounts

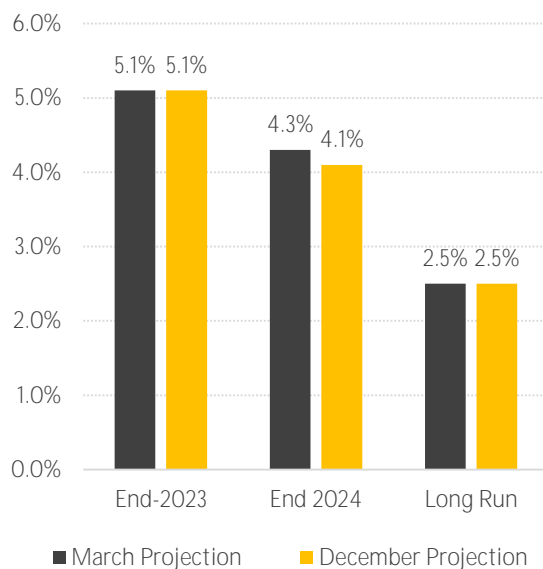


Source: Bloomberg | 31 March 2023

Market Outlook

- While lingering worries on inflation remains, Fed officials are wary of the unintended consequences to financial markets given their aggressive rate policy stance over the past one year. The collapse of some U.S. regional banks and the subsequent contagion effects to global banking peers, have exacerbated fear of interconnected domino effect during a credit crunch.
- While several major central banks have maintained their rate hikes in March, we expect them to continue exercising flexibility in their monetary policies. Meanwhile, we expect the Fed to deliver one more 25 bps rate hike in 1H and pause for the rest of the year. With the rate hike cycle peaking, our 10-year UST yield forecast remains unchanged at 3.0% by end-2023.
- In addition, we do not expect the Fed to aggressively ease in 2H given the sticky inflation outlook and still resilient labour market. Notably, in the Fed's latest Summary of Economic Projections, the 2023 unemployment and core PCE inflation projections were left unchanged at 4.5% and 3.6%, respectively.
- Given our base case for a mild recession, we continue to overweight fixed income and maintain our preference for sovereign bonds to credits.

Figure 4: Median forecasts for the Fed funds rate based on the Fed's "dot plot"



Source: Bloomberg | 31 March 2023



Maybank Investment Strategy

Second Quarter 2023 - Bonds

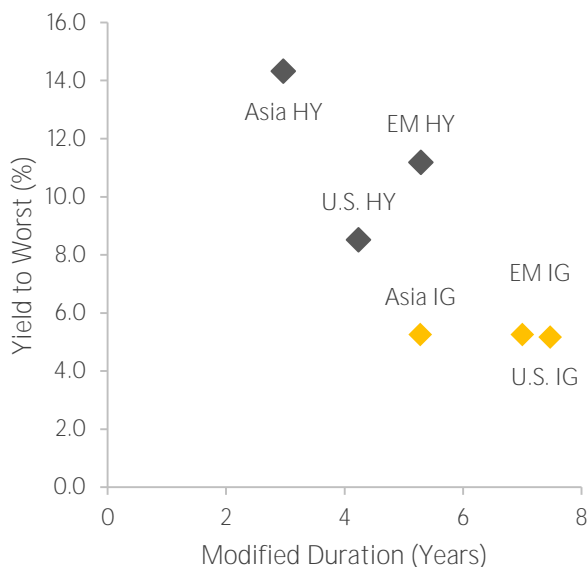
Market Outlook- cont'd

- For credits, given the ongoing concerns over recession risk and negative repercussions from tightening financial conditions, we maintain our cautious stance with a preference for Investment Grade (IG) over High Yield (HY) bonds.
- We maintain an overweight stance on Developed Market (DM) IG credit which should benefit from a flight-to-quality in an event of a recession. In contrast, we maintain an underweight stance on DM HY credit as the risk reward profile remains unattractive. Furthermore, rising recession risk amid the banking sector stresses could drive credit spreads and default rates higher from current levels.
- The European bank capital sector has repriced following the Swiss **regulator's** decision to write down CHF 16 billion of Credit **Suisse's** AT1 bonds ahead of equity capital. While the authorities including the European Central Bank, Bank of England, Monetary Authority of Singapore, and Hong Kong Monetary Authority, have publicly stated that they would respect the capital structure hierarchy, investors will still demand a higher risk premium for investing into AT1 bonds in the short-term. As such, the asset class could remain volatile amid a recalibration of AT1 risks. Investors should remain selective and consider reducing concentrated positions within the European banking sector.
- We are underweight Emerging Market (EM) bonds, with a preference for higher quality IG bonds given the uncertain market outlook. We are underweight EM HY credit as the weaker corporates will be more affected by the higher interest rates and their access to debt capital markets may be undermined amid heightened risk of fund outflows.
- Within Asia, we have a neutral view on Asia IG credit given fair valuations. That said, the strong credit quality and relatively shorter duration in Asia IG bonds provide resilience amidst market volatility. Meanwhile, we are neutral on Asia HY credit as supportive policy measures suggests a more balanced risk reward outlook. Nevertheless, the risks related to **China's** property market remain as contracted sales have yet to show a sustainable recovery and homebuyer confidence are not fully restored.

Key Risks

- A deeper and protracted economic downturn.
- Escalating geopolitical tensions.

Figure 5: Yield-to-Worst and modified duration of bond sub-asset classes



Note: The above indices are based on Bloomberg Barclays bond indices.

Source: Maybank Group Wealth Management Research | 31 March 2023



Maybank Investment Strategy

Second Quarter 2023 - Equities

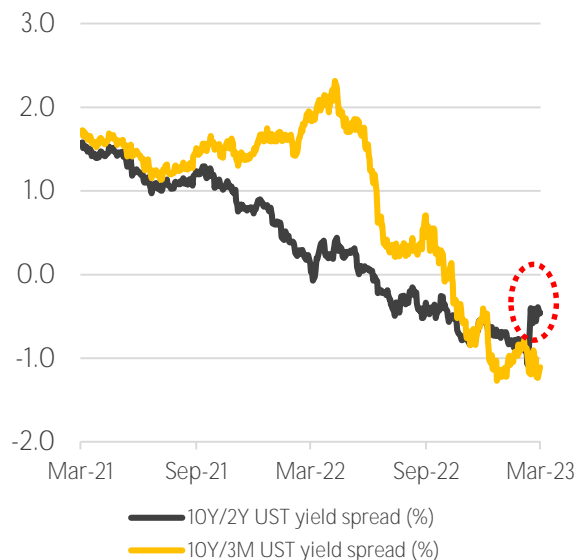
Summary

- Financial cracks have emerged as a result of aggressive monetary policy tightening over the past year. The failure of two U.S. regional banks and the collapse of Credit Suisse have triggered some panic selling in March.
- Positively, the policy responses from central banks have been swift and powerful, helping to prevent the banking crisis from spreading. Consequently, some calm has returned to the equity markets, with the CBOE VIX index retreating around 22% from year-to-date high.
- Looking ahead, we are still wary of downside risks as major stresses remain and European **banks'** credit default spreads continue to stay elevated. As such, we maintain our underweight stance on equities, with the U.S. and Europe being our least preferred markets.
- Defensive sectors including Consumer Staples and Healthcare may outperform in current environment given their resilient earnings profile. Selected defensive technology companies which are still able to grow even in difficult economic environments may outperform too.

Market Outlook

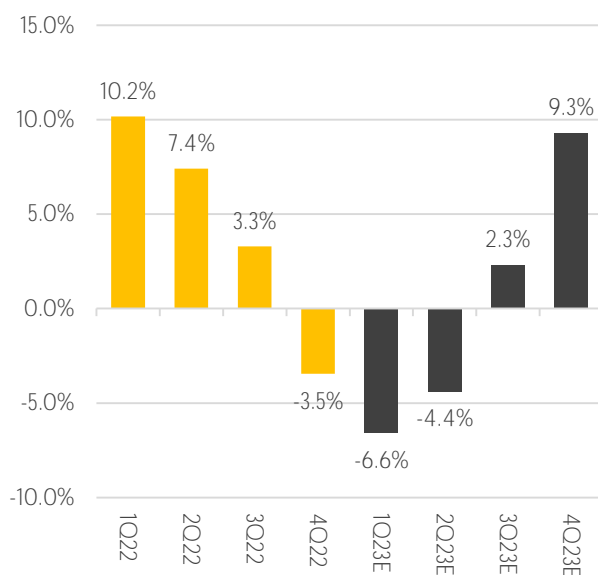
- The recent bank turmoil has increased the risk of a U.S. recession and the re-steepening of the 10-year/2-year UST yield curve from trough suggests an imminent recession (Figure 6). Yet, the strong labour market is keeping inflation elevated, complicating the outlook for the Fed as it sought to balance price stability with financial stability.
- Meanwhile, we continue to see downside risks to the U.S. earnings and more downgrades could occur during the 1Q reporting season. Analysts are still projecting an earnings growth of 1.5% (Figure 7) and revenue growth of 2.0% for 2023. Given the many uncertainties and with the S&P 500 still trading at unattractive forward price-to-earnings ratio of 17.7x, we maintain our underweight stance on U.S. equities.
- We continue to underweight Europe despite the jump in Eurozone Composite Purchasing **Managers'** Index (PMI) to 54.1 in March from 52.0 in February. The full impact of the monetary tightening is likely to start to be felt. Meanwhile, the wave of uncertainty triggered by Credit Suisse has not settled yet and we are bracing for continued volatility ahead.

Figure 6: Re-steepening of 10Y/2Y UST yield curve from trough suggests imminent recession



Source: Bloomberg | 31 March 2023

Figure 7: S&P 500 Earnings Growth Year-on-Year (%)



Source: Factset | 31 March 2023



Maybank Investment Strategy

Second Quarter 2023 - Equities

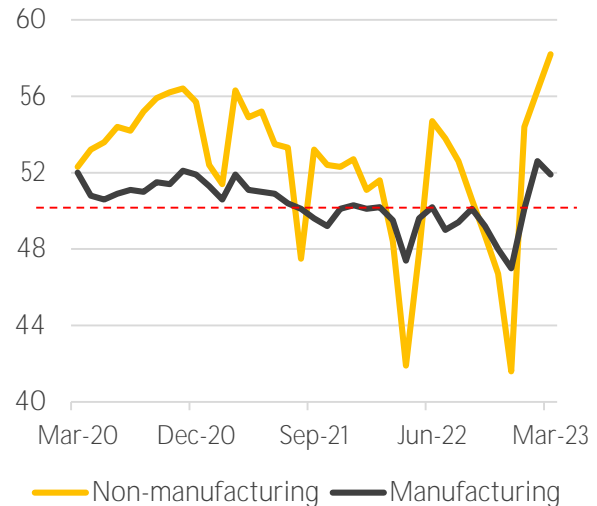
Market Outlook- cont'd

- We expect **Japan's** corporate earnings to soften due to the slowdown in the global economy, particularly with rising recession risks in the U.S. and Europe. However, **China's** stronger economic outlook could mitigate some of the earnings headwinds in the near term. In addition, the Bank of **Japan's** accommodative monetary policy could provide some support in this challenging environment. As such, we retain our neutral stance on Japan.
- **China's** economic recovery is on a firmer footing with the latest manufacturing and services PMI (Figure 8) now above the key expansionary threshold. Better corporate and consumer confidence should help to drive higher spending. Notably, China corporates are seeing business momentum picking up and guiding more robust earnings outlook in the latest earnings results. Coupled with an undemanding valuation, at forward price-to-earnings ratio of 10.2x (Figure 9), we maintain our overweight stance.
- India equities have performed poorly year-to-date, owing to the issues surrounding Adani Group. Meanwhile, India has asked its state-owned banks to focus on stress testing their business models after they were found to have fallen behind on developing comprehensive models that are meant to withstand risks of failure. With Financials constituting a sizeable portion in MSCI India, this could continue to dampen **investor's** sentiment even though valuations are now more reasonable than in the beginning of the year. Consequently, we retain our underweight stance on India.
- In South-East Asia, the banking turmoil in the developed markets has not derailed the financial sector in this region given its limited exposure and more robust fundamentals. However, the region is not immune to a global slowdown, and a defensive positioning is still favoured. While Malaysia is trading at inexpensive valuations, lingering political uncertainties, notably with six state elections to be held in June, will put a lid on its upside potential. Thus, we downgrade Malaysia to neutral from overweight.

Key Risks

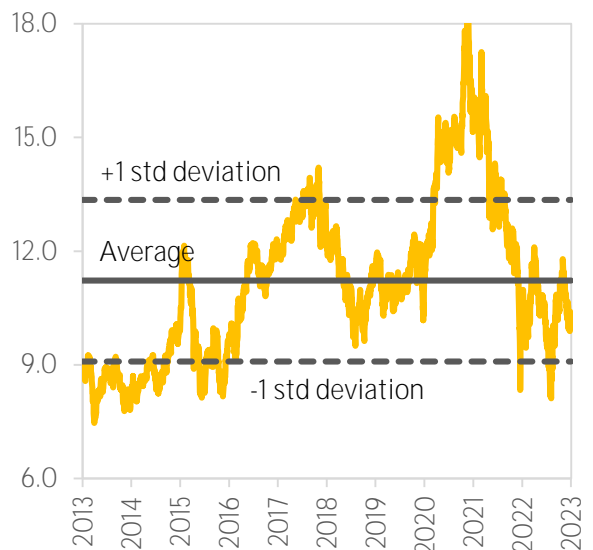
- A deeper and protracted economic downturn.
- Worse-than-expected deterioration in corporate earnings.
- Escalation in geopolitical uncertainties.

Figure 8: China's Manufacturing and Services PMIs are above key expansionary levels



Source : Bloomberg | 31 March 2023

Figure 9: MSCI China is trading at an attractive forward price-to-earnings ratio of 10.2x versus historical average of 11.2x



Source : Bloomberg | 31 March 2023

Disclaimer

This advertisement has not been reviewed by the Monetary Authority of Singapore or by the relevant authorities in Malaysia and Hong Kong.

This report is for information purposes only and under no circumstances is it or any part of it to be considered or intended as nor constitutes or forms the basis of an offer to sell or a solicitation of an offer to buy any of the securities, financial instruments or investment products referred to herein (each, a “**Product**”, and collectively, “**Products**”), or an offer or solicitation to any person to enter into any transaction or adopt any investment strategy or enter into any legal relations, or an invitation to subscribe to any Products or an advice or a recommendation with respect to such Products. To the extent that any transaction is subsequently entered into between a recipient and Maybank, such transaction shall be entered into upon such terms as may be agreed by the parties in the relevant documentation.

Investments in collective investment schemes (“**Fund(s)**”) are not obligations of, deposits in, or guaranteed by the distributors or any of their affiliates. Investors should read the Prospectus, obtainable from Maybank, before deciding whether to subscribe for units in the Fund(s). All applications for units in the Fund(s) must be made on the application forms accompanying the Prospectus.

Investors should note that income from and/or values of such Products, if any, may fluctuate and that each **Product's** price or value may rise or fall depending on market conditions. Accordingly, investors may receive back less than what they have originally invested or they may also not receive back anything at all from what they have originally invested (i.e. loss of the entire sum invested). All investments involve an element of risk, including capital and principal loss. Past performance is not necessarily a guide to or an indication of future performance. Any scenarios, assumptions, historical or simulated performances, indicative prices or examples of potential transactions or returns are for illustrative purposes only.

This report is prepared for general circulation. It is not intended to provide personal investment advice and does not take into account the specific investment objectives, financial situation and particular needs of any particular recipient or reader and thus should be read with this in mind. Before acting on the information, an investor should therefore independently and separately evaluate and assess each Product and consider the suitability of the Product, the appropriateness of investing in the Product and the risks involved or the investment strategies discussed or illustrated in this report, taking into account the **investor's** specific investment objectives, financial situation, risk tolerance and particular needs, and seek independent financial, audit, tax, legal and/or other professional advice as necessary, before dealing, transacting and/or investing in any of the Products mentioned in this report or communicated to the investor as a follow-up to this report. All investments will be made solely upon and in reliance on the **investor's** own judgment and discretion, notwithstanding any opinion, commentary or recommendation this report, Maybank or its Relationship Managers/Client Advisors/Personal Financial Advisors and/or its other employees may provide. Unless expressly agreed otherwise, Maybank offers no investment, financial, legal, tax or any other type of advice to recipients or readers of this report. Maybank has no fiduciary duty towards any such recipients and readers, and makes no representation and gives no warranty as to the results to be obtained from any investment, strategy or transaction, or as to whether any strategy, security or transaction described herein may be suitable for the financial needs, circumstances or requirements of the recipients and readers.

The information herein has been obtained from sources believed to be reliable but such sources have not been independently verified by Maybank and consequently no representation and/or warranty is made as to the accuracy or completeness of this report for any particular purpose by Maybank and it should not be relied upon as such. Maybank may have issued other documents, investment proposals, reports, analyses or emails expressing views different from the contents hereof and all views expressed in all documents, investment proposals, reports, analyses and emails are subject to change without notice. The information or opinions or recommendations contained herein are subject to change at any time without prior notice. Maybank and its officers, directors, associates, connected parties and/or employees, including persons involved in the preparation or issuance of this report, may from time to time have positions or be materially interested in the Products referred to herein and may further act as market maker or may have assumed an underwriting commitment or deal with such Products and may also perform or seek to perform investment banking,

Disclaimer

advisory or other services in relation thereto. One or more directors, officers and/or employees of Maybank may be a director of any of the corporations of the Products mentioned in this report to the extent permitted by law. Accordingly, Maybank may have a conflict of interest that could affect the objectivity of this report.

This report may contain information such as valuation, performance, yield or the like, derived from a variety of valuation metrics, all of which may change at any time without notice and investors are cautioned not to place undue reliance on such information. This report may also contain forward looking statements which are often but not always identified by the use of words such as “anticipate”, “believe”, “estimate”, “intend”, “plan”, “expect”, “forecast”, “predict” and “project” and statements that an event or result “may”, “will”, “can”, “should”, “could” or “might” occur or be achieved and other similar expressions. Such forward looking statements are based on assumptions made by and/or information currently available to Maybank and are subject to certain risks and uncertainties that could cause the actual results to differ materially from those expressed in any forward looking statements. Investors are cautioned not to place undue reliance on these forward looking statements. This report is current as at the date of its publication and Maybank expressly disclaims any obligation to update or revise any such forward looking statements to reflect new information, events or circumstances after the date of this publication or to reflect the occurrence of unanticipated events. This report may also contain charts, diagrams or graphs, including sample portfolio overview, which may differ or vary from the actual charts, diagrams or graphs, including any portfolio overview, which an investor may receive separately.

In this report, references to “**Maybank**” mean Malayan Banking Berhad, Maybank Singapore Limited and/or its/their subsidiaries, affiliates and related corporations¹ worldwide. The information herein and the contents of this report remain the intellectual property of Maybank. The contents of this report are confidential and its circulation and use are restricted. This report is prepared for the use of **Maybank’s** clients and/or prospective clients and may not be reproduced, altered in any way, copied, published, circulated, distributed or transmitted to any other party in whole or in part in any form or manner or by any means (including electronically, photocopying, recording or via any information storage and retrieval system) without the prior express written consent of Maybank. Maybank and its officers, directors, associates, agents, connected parties and/or employees accept no liability whatsoever for the actions of third parties in this respect and shall not be liable or responsible for any losses, costs or damages including costs on a solicitor-client basis suffered or incurred by the investor that may arise from the use of, reliance on or any action taken in connection with this report.

This report is not directed to or intended for distribution to or use by any person or entity who/which is a citizen or resident of or is located in the United States, Canada as well as any locality, state, country or other jurisdiction where such distribution, publication, availability or use would be contrary to law or regulation or where Maybank may become subject to new or additional legal or regulatory requirements. The Products described herein may not be eligible for sale in all jurisdictions or to certain categories of investors. Without prejudice to the foregoing, the reader is to note that additional disclaimers or warnings may apply based on the geographical location of the recipient of this report.

In the same regard, services rendered by Maybank in connection with the Products referred to herein will not be performed in any jurisdiction where Maybank is not licensed or authorised to provide such services or may become subject to new or additional legal or regulatory requirements.

Note to recipients and investors in Singapore –

Maybank Singapore Limited is regulated only by the Monetary Authority of Singapore and no other regulatory or supervisory body.

For collective investment schemes which are included in the CPF investment scheme: An investor using CPF funds for investment should make reference to the CPF website or seek clarification from an appointed representative for the legislated annual interest rates on the Ordinary and Special Accounts in order to make an informed decision.

¹As a prospect or client of Maybank Singapore Limited, no other Maybank affiliate or related corporation will be involved in your relationship with Maybank Singapore Limited.

Disclaimer

For collective investment schemes with dividend payouts: Actual dividend payment amounts of the Funds may be higher or lower than the potential dividend depending on market conditions. The actual dividend payment may be zero. Investors should note that dividend payments are not guaranteed and there is no guarantee that the potential dividend level can be achieved in any quarter or any dividend payments will be made.

Prohibition of sales to European Economic Area (“EEA”) Investors: Effective 1st January 2018, Maybank Singapore Limited prohibits any offer and/or sale of any Packaged Retail and Insurance Based Investment Products (“PRIIPS”) to investors in the EEA in accordance with the guidelines made to Regulation (EU) No 1286/2014. The EEA region includes the following countries: Austria, Belgium, Bulgaria, Croatia, Republic of Cyprus, Czech Republic, Denmark, Estonia, Finland, France, Germany, Greece, Hungary, Ireland, Italy, Latvia, Lithuania, Luxembourg, Malta, Netherlands, Poland, Portugal, Romania, Slovakia, Slovenia, Spain, Sweden, Iceland, Liechtenstein and Norway.

Prohibition of sales to the United Kingdom and Switzerland Investors: Subject to the same EEA PRIIPS regulations.

Note to recipients and investors in Hong Kong –

This document is prepared and distributed in Hong Kong by Malayan Banking Berhad, a company incorporated in Malaysia with limited liability and acting through its Hong Kong Branch. It is registered as a Licensed Bank under the Banking Ordinance and regulated by the Hong Kong Monetary Authority. It is also registered with the Hong Kong Securities and Futures Commission to carry on the regulated activities of dealing in securities (Type 1) and advising on securities (Type 4) in Hong Kong.

Note to recipients and investors in Malaysia –

In Malaysia, the purchase, sale or subscription of investment products is subject to governmental consent, regulatory approval or other formalities. This report is distributed in Malaysia solely for the benefit of and for the exclusive use of **Maybank’s** clients and is not intended for public circulation and/or distribution.

By receiving this report and continuing to retain the same, the recipient is deemed to represent and warrant to Maybank that the disclaimers set out above are acknowledged and understood, and this report will not be relied upon and/or used in any manner not expressly authorised.

Maybank Singapore Limited (UEN: 201804195C)

Malayan Banking Berhad, Hong Kong Branch (Incorporated in Malaysia with limited liability) (Company Number: F000679)

Malayan Banking Berhad (196001000142 (3813-K))

