

How to pay for your purchases via Rely Installment or Rely PayLater

Step 1:

Download the Rely app from Google Play Store or Apple App Store



Step 2:

Login to app and provide your mobile number to set up your Rely account
(For new to Rely customers)

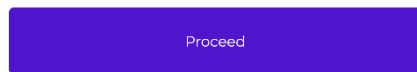


Pay later with Rely

Login to Rely with your mobile number or create a new account

Enter mobile number

0/8



Step 3:

Input verification code sent to mobile number

Enter verification code


Please enter the 4-digit code sent to +65

[WRONG MOBILE NUMBER?](#)

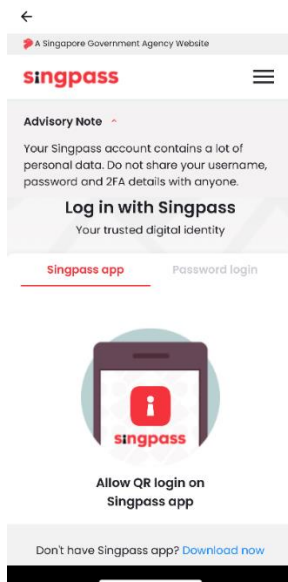


Resend code in 00:25

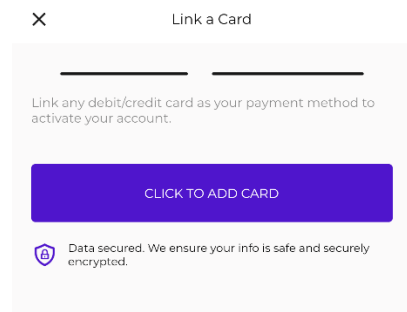
Step 4:
Click on “Activate Account”



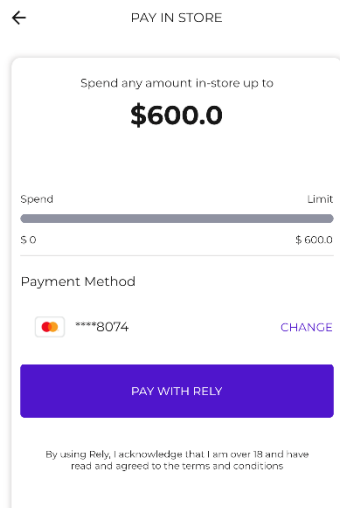
Step 5:
Customer will be routed to “MyInfo” page whereby customer’s details will be retrieved upon login



Step 6:
Add your Maybank Debit Card for future payments via Rely



Step 7:
Click on "Pay with Rely" to generate a QR Code



Step 8:

Show QR code to cashier (at participating merchants) for scanning to perform the transaction



Note:

- The first 500 cardmembers who are eligible for the S\$20 OFF will receive a SMS notification from Rely
- The S\$20 will be offset from the last instalment amount for eligible cardmembers